



# Caledonian


Rolling Stock Cables to French Standard

www.caledonian-cables.com

marketing@caledonian-cables.com

## FIREROL Standard Wall Single Core Sheathed Cables

NF F 63-826 (FRF-SW-1.5S)



### APPLICATIONS

These cables are used as power and control cable for protected installations inside and outside of rail and transport vehicles, where handling and installation cost are an important factor, suitable for use in control, auxiliary and main circuit wiring such as cable harnesses, switchboards and control panels, driver desks etc.

### VOLTAGE RATING

1500 V

### CABLE CONSTRUCTION

Conductor: Stranded tinned copper wires to IEC 60228 Class 5

Insulation: Halogen free compound

Sheath: Halogen free compound

### Electrical Properties

Max. Conductor Temperature: 90 °C/105 °C

Temperature Range: -25 °C~90 °C

Bending Radius: 4 × Overall Diameter

### FIRE PERFORMANCE FOR ROLLING STOCK APPLICATION

NF F 63-826

NF F 16-101

BS 6853

EN45545-2

### FIRE PERFORMANCE IN GENERAL

|   |   |
|---|---|
| EN 50265-2-1; IEC 60332-1-2; NF C 32-070 2.1 (C2)                                 | Vertical flame propagation for a single insulated wire or cable     |
| EN 50266-2-4 + EN 50305; IEC 60332-3-24; NF C 32-070 2.2 (C1); VDE 0472 Teil 804  | Vertical flame spread of vertically mounted bunched wires or cables |
| EN 50268-2; IEC 61034-2; NF C 32-073 ;NF C 20-902; NF F 16 101; VDE 0472 Teil 816 | Low Smoke Emission  |



# Caledonian

Rolling Stock Cables to French Standard

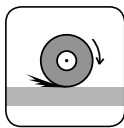
www.caledonian-cables.com

marketing@caledonian-cables.com

|   |   |
|---|---|
| EN 50267-2-1; IEC 60754-1; NF C 32-074;NF C 20-454; VDE 0472 Teil 815   | Halogen Free  |
| EN 50267-2-2/3; IEC 60754-2; NF C 32-074;NF C 20-453; VDE 0472 Teil 813 | Low Corrosivity (Acidity & Conductivity)                        |
| EN 50305; NF X 70-100; NF F 63 808; TM1-04; BS6853                      | Low Toxicity  |
| NF F 63 808; BS6853; NF F 16 101  | Smoke Index   |
| EN45545-2   | Requirement for fire behavior of materials & components R15/R16 |

## DIMENSION AND PARAMETERS

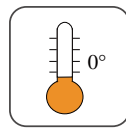
| Nominal Cross-sectional Area | No./Nominal Diameter of Strands | Nominal Insulation Thickness | Nominal Sheath Thickness | Overall Diameter (min.) | Overall Diameter (max.) | Approx. Weight |
|------------------------------|---------------------------------|------------------------------|--------------------------|-------------------------|-------------------------|----------------|
| mm <sup>2</sup>              | no./mm                          | mm                           | mm                       | mm                      | mm                      | kg/km          |
| 50                           | 396/0.40                        | 2.5                          | 2.2                      | 18.3                    | 20.3                    | 850            |



Abrasion Retardant



Acid & Alkaline Resistant



Cold Resistant



Fire Retardant  
NF C32-070.2.2(C1)  
IEC60332-3-24/EN50266-2-4



Flame Retardant  
NF C32-070.2.1(C2)  
IEC60332-1-2/EN50265-2-1



Highly Flexible



Impact Resistant



IRM 902  
Mineral Oil Resistant



IRM 903  
Fuel Oil Resistant



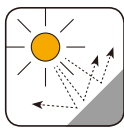
Low Corrosivity  
IEC60754-2/EN50267-2-2/3  
NF C32-074/NF C20-453



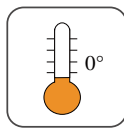
Low Smoke Emission  
IEC 61034-2-1/EN 50268-2  
NF C32-073/NF C 20-902



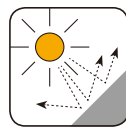
Low Toxicity  
EN 50305; NF X70-100/NF  
F63 808/TM1-04/BS 6853




Ozone Resistant



Resistance To Soldering Heat



UV Resistant



Zero Halogen  
IEC 60754-1/EN 50267-2-1  
NF C20-454